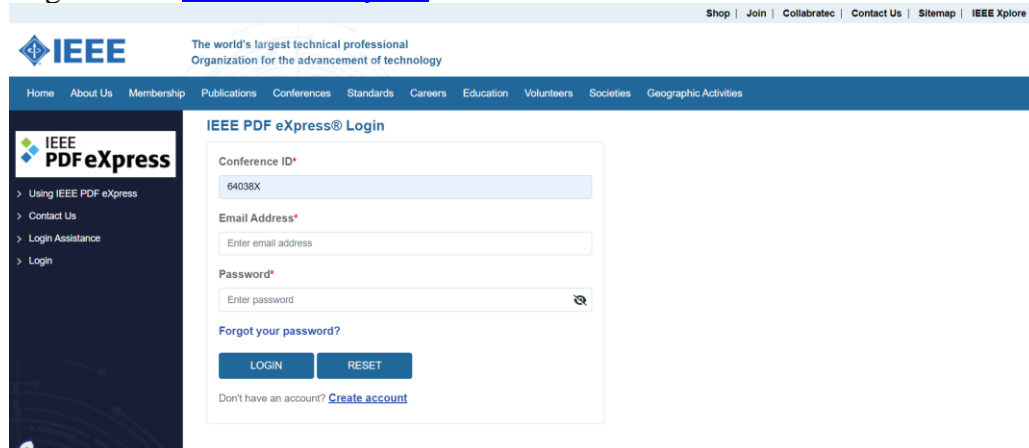


2024 International Conference on Computer Engineering, Network, and Intelligent Multimedia (CENIM)

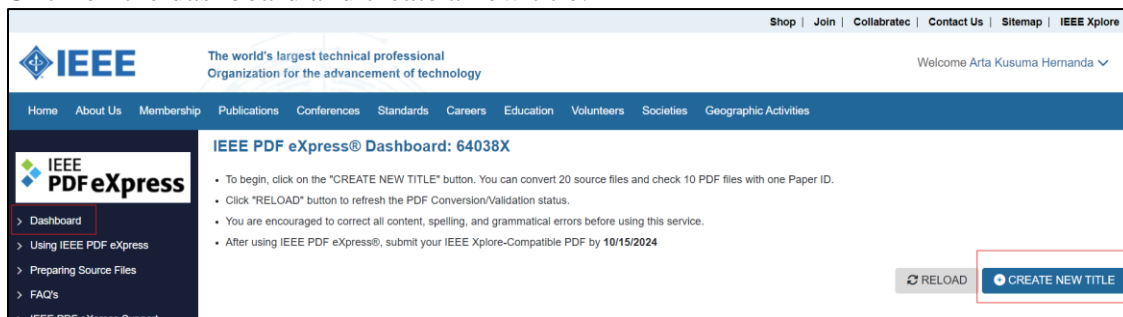
I. How to use PDF eXpress

- Please kindly note the following deadlines: Submission deadline: October 15, 2024
- Revise your paper according to suggestion or recommendation from the reviewers.
- Proofread your source document thoroughly to confirm that it will require no revision. You are encouraged to correct all content, spelling, and grammatical errors before using this service.
- Log in to the [IEEE PDF eXpress](#)



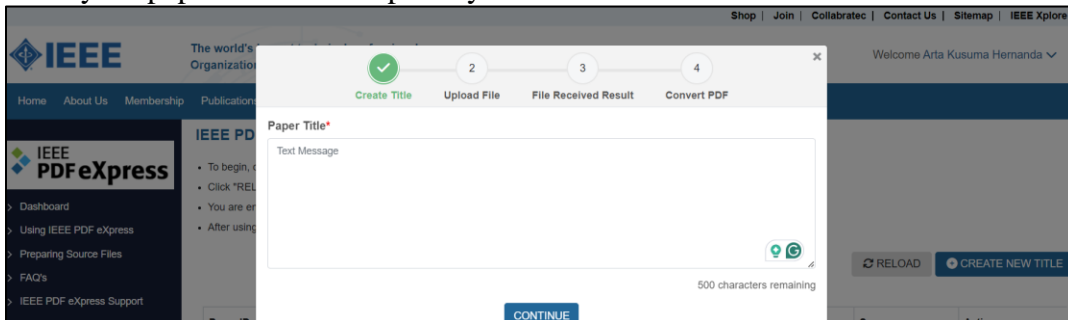
The screenshot shows the IEEE PDF eXpress Login page. At the top, there is a navigation bar with links for Shop, Join, Collaborate, Contact Us, Sitemap, and IEEE Xplore. Below this is the IEEE logo and the tagline "The world's largest technical professional Organization for the advancement of technology". A secondary navigation bar includes Home, About Us, Membership, Publications, Conferences, Standards, Careers, Education, Volunteers, Societies, and Geographic Activities. The main content area is titled "IEEE PDF eXpress® Login" and contains three input fields: "Conference ID*" with the value "64038X", "Email Address*" with the placeholder "Enter email address", and "Password*" with the placeholder "Enter password". There is a "Forgot your password?" link and two buttons: "LOGIN" and "RESET". At the bottom, there is a link "Don't have an account? [Create account](#)".

1. Enter the following:
 - a. **64038X** for the Conference ID
 - b. Input your email address
 - c. Input your password
2. Continue to enter information as prompted (If you new user).
3. Click on the dashboard and create a new title.

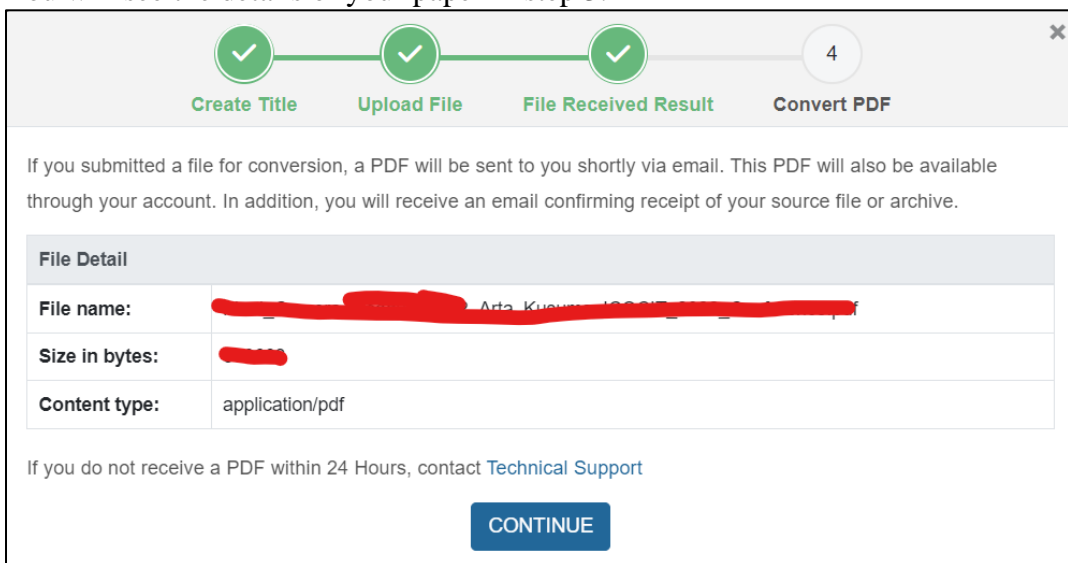


The screenshot shows the IEEE PDF eXpress Dashboard page. At the top, there is a navigation bar with links for Shop, Join, Collaborate, Contact Us, Sitemap, and IEEE Xplore. Below this is the IEEE logo and the tagline "The world's largest technical professional Organization for the advancement of technology". A secondary navigation bar includes Home, About Us, Membership, Publications, Conferences, Standards, Careers, Education, Volunteers, Societies, and Geographic Activities. The main content area is titled "IEEE PDF eXpress® Dashboard: 64038X" and contains a list of instructions: "To begin, click on the 'CREATE NEW TITLE' button. You can convert 20 source files and check 10 PDF files with one Paper ID.", "Click 'RELOAD' button to refresh the PDF Conversion/Validation status.", "You are encouraged to correct all content, spelling, and grammatical errors before using this service.", and "After using IEEE PDF eXpress®, submit your IEEE Xplore-Compatible PDF by 10/15/2024". There are two buttons: "RELOAD" and "CREATE NEW TITLE".

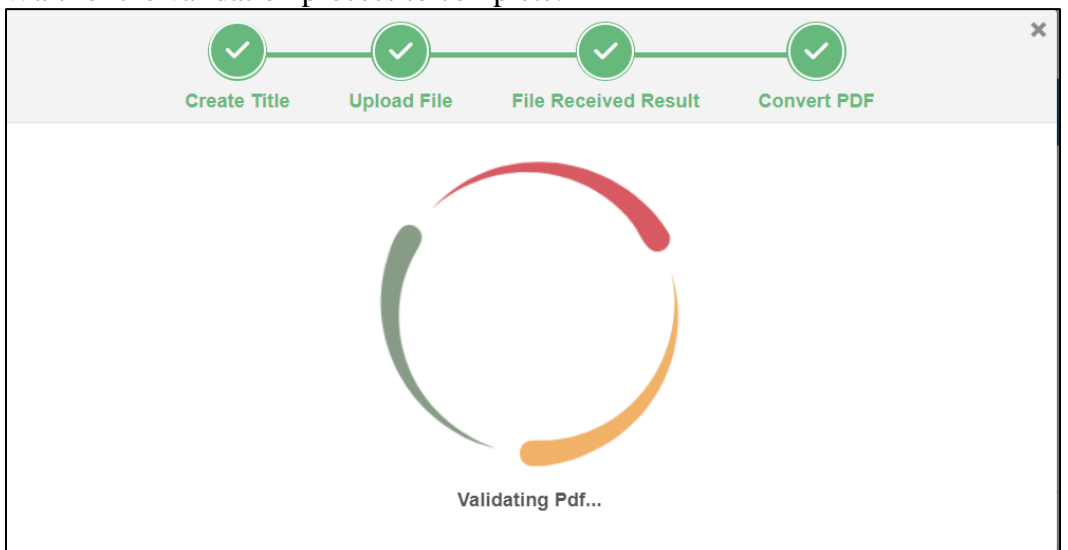
4. Enter your paper details and upload your document.



5. You will see the details of your paper in step 3.

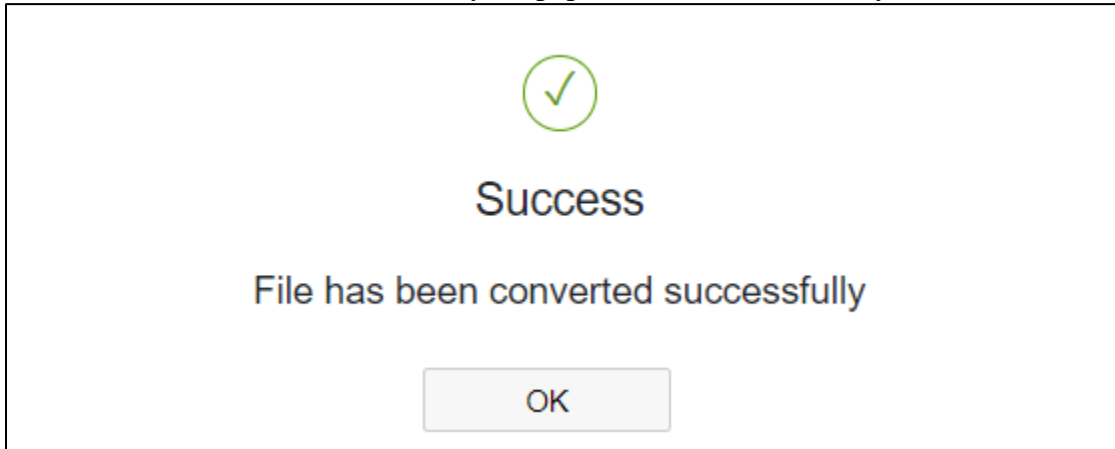


6. Wait for the validation process to complete.

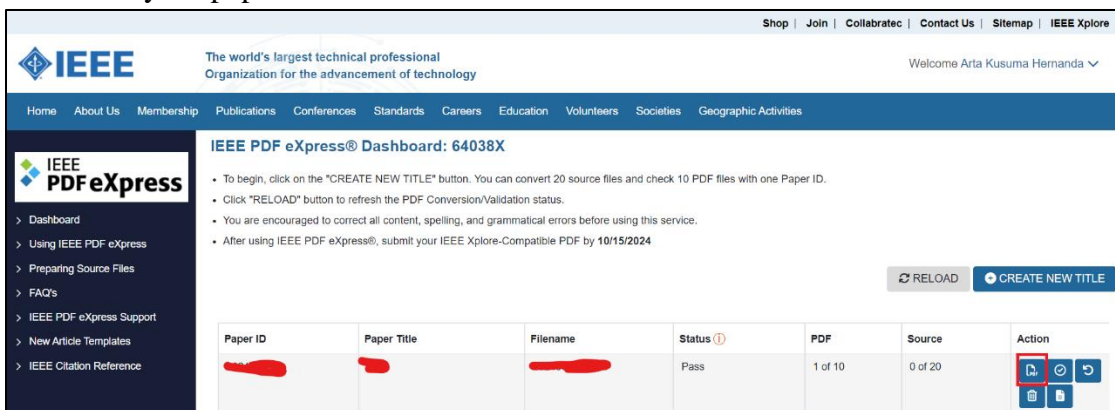


7. Then, click the "CONTINUE" button.

8. You will receive a notification once your paper has been successfully validated.



9. Download your paper.



An Online confirmation will be displayed and an email confirmation will be sent verifying your account setup.

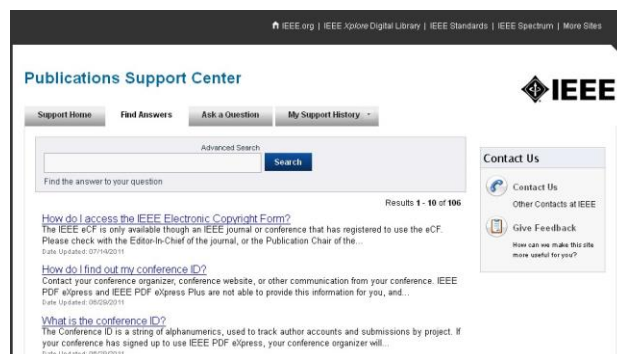
Previous users of PDF eXpress need to follow the above steps, but should enter the same password that was used

II. Contacting PDF eXpress Support

Access the [Publications Support Center](#) for IEEE PDF eXpress.

If you do not find an answer in the Find Answers tab, go to the *Ask A Question* tab.

Your question will be forwarded to IEEE PDF Support and answered within 3 business days.



Registration Fee Policy

All author should follow the following policies:

1. The registration fees apply for all accepted papers.
2. Accepted papers with more than 6 (six) in page count will be charged by USD30 per excess page, up to an absolute maximum of 8 (eight) pages allowed for each paper.
3. Any accepted paper included in the final proceedings is expected to have at least one author to attend and present the paper at the conference. Accepted papers which are not presented ("no-show" papers) will not be included in the final conference proceedings.
4. Payment must be made in full amount. Any corresponding bank charges and transfer fee must be paid by the registrant.
5. No refund will be made for registered participants who fail to turn up.

Registration Procedure

For Indonesian participant (IDR) payment can be done by a bank transfer to our account at:

Bank Name	: Bank Negara Indonesia (BNI)
Account Number	: 805-052-0170
Account Holder	: PT ITS Tekno Sains

For International participant (USD) payment can be done by a bank transfer to our account at:

Bank Name	: Bank Mandiri
Account Number	: 1400018161787
Account Holder	: USD ITS TEKNO SAINS
Swift Code	: BMRIIDJA
Branch Code	: 14041
Bank Code	: 008

Please follow the guidelines after the payment has been completed:

1. Scan receipt of payments
2. Scan proof of IEEE membership and student ID (if any)
3. Register your information using links below :
its.id/CENIM2024-Registration